



THE NEW HORIZON SCHOOL W.L.L
KINGDOM OF BAHRAIN

CLASS – LKG
Holiday Homework
Ac. Year: 2019- 2020

Name: _____

Section: _____



Dear Parents,

Long summer break is the most enviable part of school life! It provides time for rest and leisure. This is the time you to spend quality time with your child. Holidays are great, but schoolwork can be fun with inspirational projects.

Please Note:

Submit the given homework in a folder with name, class and section mentioned.
It would be wonderful if the children themselves decorate the folders with tiny hands.

Guidelines for Parents

1. Holiday homework should be done under parental guidelines and not by parents.
2. Before colouring guide your child to colour in the same direction.
3. Kindly train your child to become independent in his/her daily chores.
4. Please help your child watch 1 hour of visual treats of 5 minutes crafts (Youtube)

Holidays are the best time of the year, Time to shout, clap and cheer!



Make your child to

- Button and unbutton the shirt.
- Fold mats and clothes.
- Learn to wear shoes and socks.
- Learn to zip up the school bag and the uniform.
- Keep his/her plate in the kitchen after eating.

Good Manners and good habits are lifelong assets and they should be practiced until they become a routine. Revise the four magical words; **PLEASE, SORRY, THANK YOU, EXCUSE ME** which we have learnt as the part of basics of good manners. Make these four words a habit and see the difference.

HYGIENE

- Brush your teeth twice a day.
- Trim your nails regularly.
- Take bath every day.
- Wash your hands before and after meals.
- Switch off lights/fans/T.V when you do not require them.
- Save water by closing the taps after use.
- Do not throw anything out of the window, car or balcony. Always throw garbage in the dustbin.

It is also important that your child learns to converse in English. Here are some tips.....

- The child should say his/her name.
- Teach the child to use short sentences e.g. - May I go to wash room, Please open my tiffin/ water bottle, May I drink water, May I come in, please give me water, please help me etc

General Knowledge:

- Stick pictures of different animals, your favourite Fruits, and Vegetables in a scrap book or chart paper.

Maths:

- Orals 1-20



CRAFT:

Use Tissue plys and make a long garland of Red and White.


English

- Stick pictures with the letter given (2 pictures)





G		
A		
E		
D		
B		

- **Make an alphabet tree using chart paper**

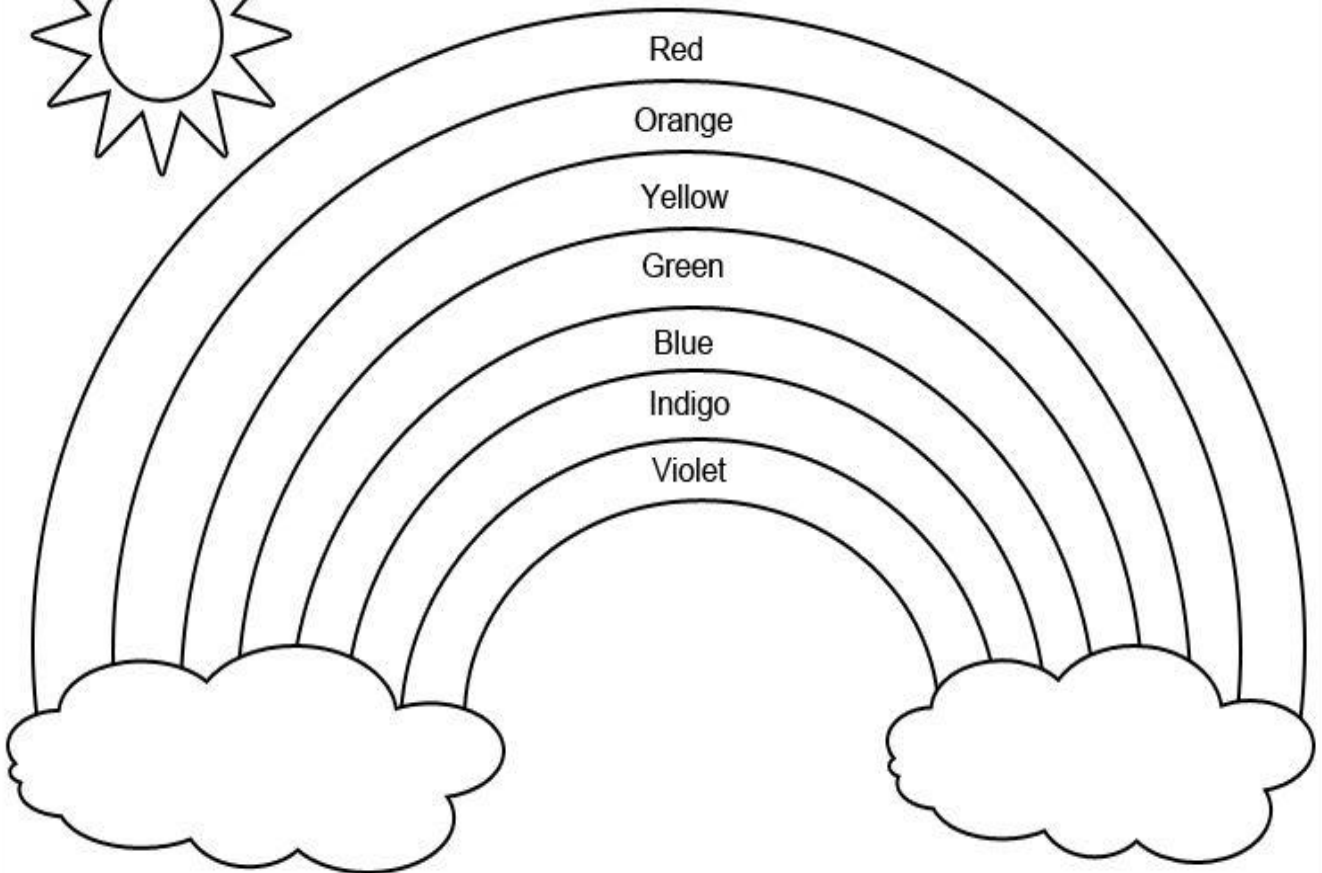

• Trace and Colour



Trace the Pattern



Color the Rainbow



Exciting News for Parents!

Imagine you are given charge of designing a logo of carnival to be published on the cover page of the School Magazine. Design the cover page with the suitable Theme.

Design the Best and Win the First Prize !