



To Educate to Rebuild

The New Horizon School W.L.L

Summer Vacation Activities

Class: Senior K.G

Year: 2018-19

Name: _____

Section: _____



HOLIDAYS! HOLIDAYS! HOLIDAYS!

Lots of play, lots of fun

Fun Filled activities but under the sun

Have lemonade and keep cool

It's holidays – let's splash in the pool.

The much awaited Summer Holidays are here to provide recreation and rest. Let us take our freedom to rest in the same proportion. "All work and no play makes Jack a dull boy"

We have planned some interesting activities for you. So get ready to enjoy your summer vacation.

Note:

1. Take a print out of the detailed activities along with the fun sheets referred with them.
2. Make a decorative paper bag or a folder to keep all your holiday homework.
3. Students own creativity and work will be appreciated. Parents are requested not to do the work.
4. Use A4 size sheets or a Drawing book to complete the homework.
5. Submit the given homework in a folder with name, class and section.

Let your fingers dance around with pencil, papers, paint and colours.

Now get set go...!!! Switch on the creative engines of your mind.

1. Reading is Fun

List the books you read. Keep a log of the books you read and list out the two and three letter words that you can read.

2. Visit a Park

Observe the trees, bushes, flowers, leaves etc. and draw/stick pictures of trees that you observed.

3. FreeHand Drawing

- a) Your Bedroom
- b) Your Mom's kitchen
- c) Your Bathroom
- d) Draw 10 things you want to keep in your living room.

ENGLISH

- Practice handwriting small and capital letters in the “Capital and Small Letter Book”.
- Let them read out the attached READING Worksheets on regular basis as reading is a great activity to improve your child’s communication proficiency.
- Complete the Sight Words Puzzle Worksheet.

***** Books are our friends. Encourage your child to keep the books neat and tidy.**

MATHEMATICS

- Practice number formation in the “All For Kids Number Book 1-100”
- Let’s revise Number Names and After numbers in the attached worksheets.

GENERAL KNOWLEDGE

- Design shapes, fill in with Dals (Pulses), Grains, Dry Fruits or Spices.

HINDI

- Learn and write Swar at least 10 times. (Single Line notebook)
- Stick 2 pictures of each letter of the Swar on an A4 size paper or chart.

FUN ACTIVITIES

- Complete the attached worksheets.
- Learn to sing a song in your mother tongue, English, Hindi/Arabic.

**Descriptions
Match-Up!!**

My name is _____

1
one

2
two

3
three

4
four


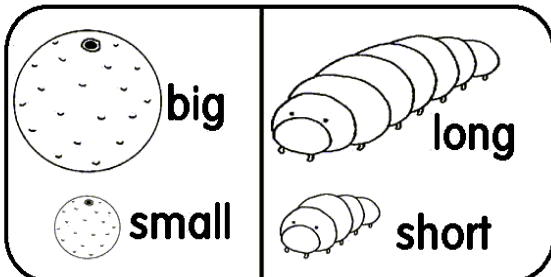

5
five

Draw
three
big
apples

Draw
two
long
snakes

Draw
five
small
cakes

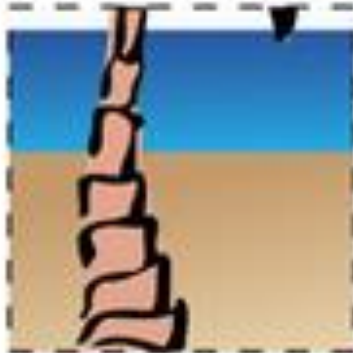
Draw
four
short
pencils



Picture Puzzle

Picture Puzzle

Cut out the mixed up picture pieces below and arrange them to look like the correct picture.



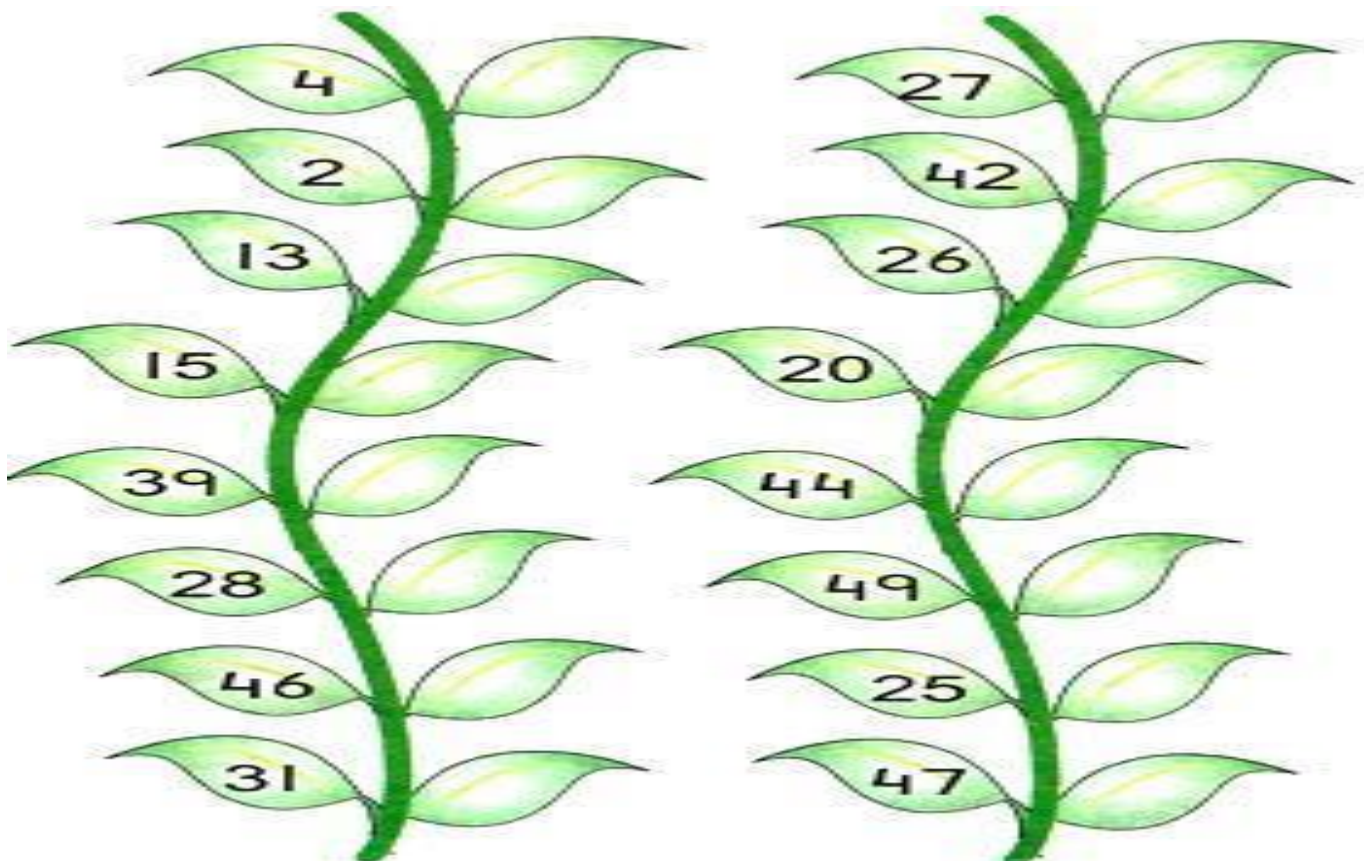
Number Treasure

LOOK AT THE NUMBER GRID AND ANSWER THE QUESTIONS GIVEN BELOW:


Numbers 1 - 50

| | | | | | | | | | |
|----|----|----|----|----|----|----|----|----|----|
| 1 | 2 | 3 | 4 | 5 | 6 | 7 | 8 | 9 | 10 |
| 11 | 12 | 13 | 14 | 15 | 16 | 17 | 18 | 19 | 20 |
| 21 | 22 | 23 | 24 | 25 | 26 | 27 | 28 | 29 | 30 |
| 31 | 32 | 33 | 34 | 35 | 36 | 37 | 38 | 39 | 40 |
| 41 | 42 | 43 | 44 | 45 | 46 | 47 | 48 | 49 | 50 |

Fill in the leaves with what comes after?



Spot at least 5 differences between the images given below and encircle them in the second picture:



READING

Rap the Dog



Rap is a dog. I can see Rap.
Rap can tap me. Rap can yap
and yap. I get Rap on my lap.
Rap has a nap on my lap.
Rap will not yap. Rap will not
tap. Rap will nap and nap.



Rap is a _____.

pig man dog

Rap can _____ me.

hug tap nip

Rap will nap on my _____.

lap bed rug

Name _____


1

Reading Comprehension

Read the short passage and answer the questions.

Fluffy the Cat

Fluffy is a cat. She likes to play. Fluffy can jump very high.



1. What kind of animal is Fluffy?

- dog
 cat

2. What does she like to do?

- run
 jump

3. What can Fluffy do?

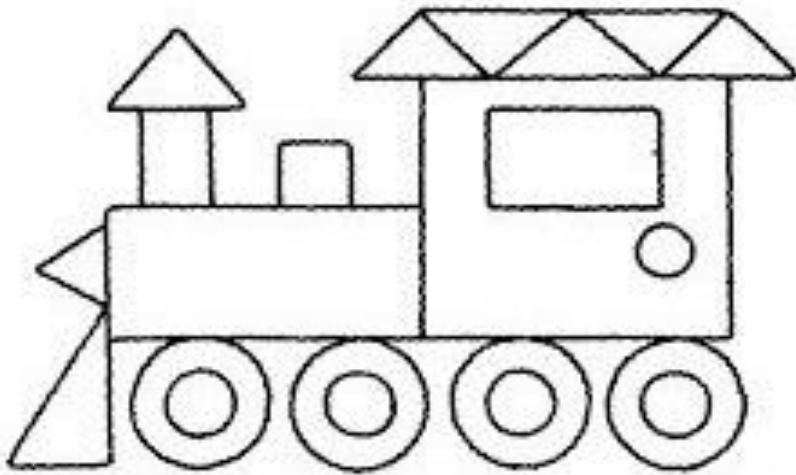
- jump high
 walk

Find each sight word in the puzzle below. The words appear (→), (↓) & (↘).


eat have like new
good into must no

| | | | | | | | | | |
|---|---|---|---|---|---|---|---|---|---|
| f | x | h | w | h | f | v | e | a | t |
| b | l | g | o | o | d | g | h | a | m |
| z | h | l | x | e | c | i | n | t | o |
| m | b | a | d | m | l | i | k | e | l |
| u | e | c | v | c | o | n | e | i | w |
| s | b | e | t | e | f | b | h | a | t |
| t | z | c | n | e | w | g | c | n | o |


Count the shapes and Colour the pictures:



| | |
|---|---|
| □ | — |
| ○ | — |
| △ | — |
| ▭ | — |



| | |
|---|---|
| □ | — |
| ○ | — |
| △ | — |
| ▭ | — |



| | |
|---|---|
| □ | — |
| ○ | — |
| △ | — |
| ▭ | — |

Prepared by:
Chetna Sethi (Academic Supervisor)